



IBHS Coordinating Council Meeting

October 21, 2022




City of
Philadelphia





Agenda

- I. Shout-outs & Successes**
 - II. Co-Facilitator Announcement**
 - III. Counselor Survey**
 - IV. IBHS Utilization Data**
- 



Shout-outs & Successes



Co-Facilitator Announcement




Counselor Survey



Utilization Data



Sample and Methodology

- Data shows **7,128** Community Behavioral Health (CBH) members utilizing IBHS levels of care (LOC)
 - *Regionalized by IBHS provider*
 - *Only providers part of the IBHS procurement*
 - *Includes non IBHS Applied Behavior Analysis (ABA) LOCs*
 - Services used during AY 2021-2022 (**August 31, 2021 – June 14, 2022**)
 - **Utilization by IBHS provider, School Cluster by IBHS provider**
 - *School cluster information derived from CBH Clinical*
 - **Member-level demographics (race ethnicity, gender, age)**
 - **Top five (5) primary diagnoses tied to IBHS claims**
 - *Individuals can have multiple diagnoses, causing total percentage to exceed 100%*
- 

Utilization by IBHS Provider

IBHS Provider	Unique Count	School Cluster
Adolescent Treatment Alternatives, Inc. (ATA)	418	25
Behavior Analysis and Therapy Partners (BATP)	198	43
BETHANNA	767	34
CARSON VALLEY CHILDREN'S AID (CVCA)	837	11,12
CHILD GUIDANCE RESOURCE CENTER INC (CGRC)	534	37
CHILDREN'S CRISIS TREATMENT CENTER (CCTC)	2,406	4,5,18
CO-MHAR, INC.	547	22,31
COMMUNITY COUNCIL FOR MH/MR, INC.	485	36
CORA SERVICES, INC.	427	3,6,8
DUNBAR STRATEGIC CONSULTING GROUP	738	38
ELWYN INC.	574	13
Family Therapy and Consultation Services (FTCS)	306	42
Gemma Services	749	1,27
GREATER PHILADELPHIA HEALTH ACTION, INC. (GPHA)	100	28
HOLCOMB ASSOCIATES, INC.	181	44
Intercommunity Action, Inc. (Interact)	324	39
INTERCULTURAL FAMILY SERVICES, INC.	482	40
JUVENILE JUSTICE CENTER OF PHILADELPHIA (JJC)	409	16,29
MERAKEY CHILDREN'S SERVICES	659	14,21
NORTHEAST TREATMENT CENTER, INC. (NET)	732	23,36
NORTHERN CHILDREN'S SERVICES	670	10,24
PEOPLE ACTING TO HELP (PATH)	533	7,9
PHILADELPHIA MENTAL HEALTH CLINIC (PMHC)	759	30,33
Progressions Behavioral Health Services, Inc. (Malvern)	670	2,17
PUBLIC HEALTH MANAGEMENT CORPORATION (PHMC)	674	35,41
RESOURCES FOR HUMAN DEVELOPMENT, INC. (RHD)	632	15,32
WES HEALTH CENTERS, INC.	1,874	19,20
Unique Total	7,128	

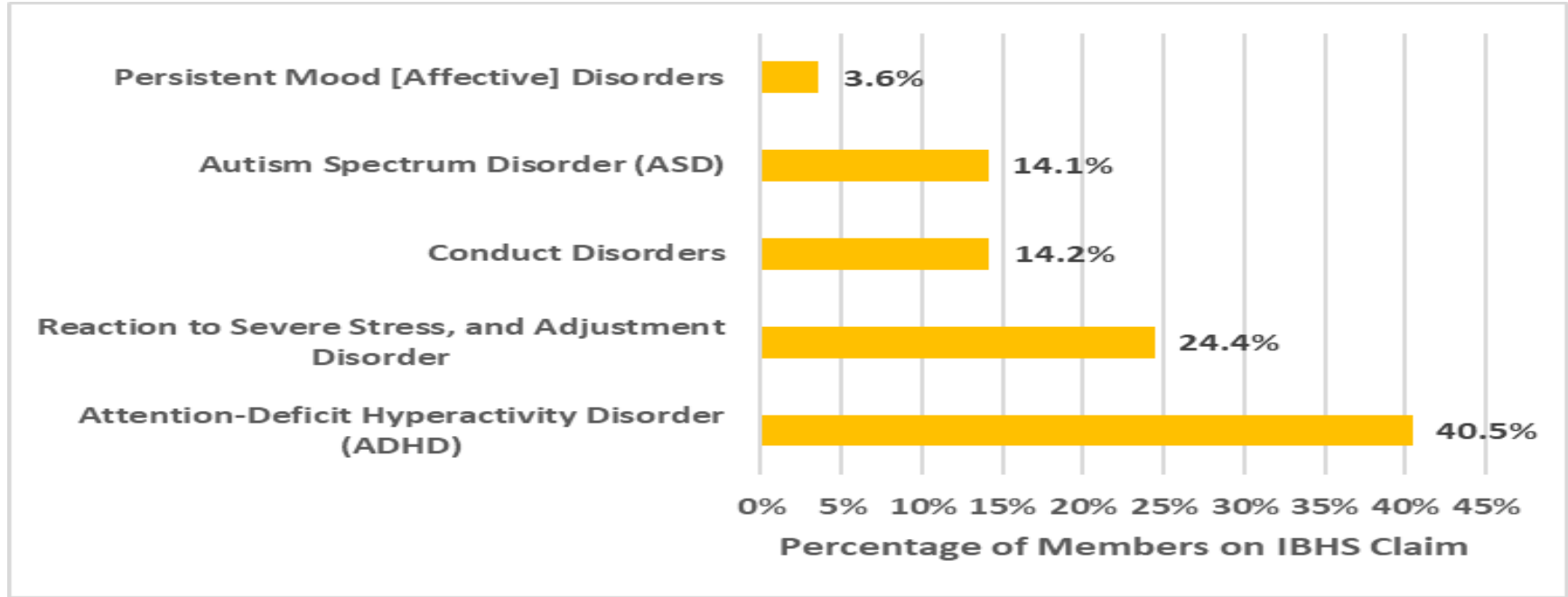
IBHS Utilization Demographics

(*n* =7,128 unique members)

	<i>n</i>	%
Race/Ethnicity		
ASIAN	100	1.4%
BLACK OR AFRICAN AMERICAN, NON HISPANIC	4,575	64.2%
HISPANIC	1,568	22%
OTHER	227	3.2%
N.AMER.INDIAN/ALASKAN NATIVE	16	0.2%
WHITE, NON HISPANIC	642	9%
Gender		
FEMALE	2,174	30.5%
MALE	4,954	69.5%
Age (Years)		
0-5 Years	589	8.3%
6-12 Years	4,739	66.5%
13-17 Years	1,665	23.4%
18-20 Years	127	1.8%
21+ Years	8	0.1%
Average Age (Years)	9.8	

Top Five Primary Diagnoses on an IBHS Claim

(n =7,128 unique members)





Questions?